

QUALITY STONE

EASY-INSTALL PANELS BY INSTONE

PRODUCT DATA SHEET

Product Description

Every piece of Quality Stone panelling is precisely cast from real stones, that are carefully chosen for their rich texture, shape, and size. Once the stones have been chosen, the colours are selected and added into the process to provide the realistic details of stone.

This technology is combined into an interlocking panel system, making the paneling quick and easy to install. The Quality Stone panel uses 98% closed-cell structural, high-density polyurethane to create a very lightweight panel with ClimateShield coatings. This allows each of the panels to be highly UV resistant while still maintaining the look and feel of real stone.

Quality Stone can be applied at any temperature and on multiple surfaces including masonry, wood, metal and many more. Whether it is a residential, commercial, or industrial application, our products have been engineered to eliminate the requirement of any additional structural or foundational support.

It is highly recommended that our products not be installed at or slightly below grade. This has less to do with the product—which does not wick moisture—and more to do with eliminating a direct pathway for insect infiltration and frost heave from saturated soil. We have no testing data to support use underwater.

Materials

HIGH-DENSITY POLYURETHANE WITH A PAINT FINISH
Can be ordered with Class A fire-rated poly for interior use.

EXTERIOR QUALITY STONE (standard)

FLAMESPREAD: 765 | SMOKE DEVELOPED: 500+

INTERIOR QUALITY STONE (special order)

FLAMESPREAD: 20 | SMOKE DEVELOPED: 300

Limitations

Quality Stone products do not add to the structural load bearing capacity of the substrate to which it is being applied. All of our products have been designed for wall installation only, and should not be applied in places where they could be walked or sat on. Special care is also recommended when installing in a space where a lawn trimmer or a snow blower can come in contact with the product.

Applications

Exterior only: Outdoor facades, walls, features, BBQs, sheds, chimneys, and other non-load bearing surfaces

Interior Poly: Indoor facades, walls, ceilings, features and other non-load bearing surfaces

Advantages



ClimateShield



Hand-Crafted



Lightweight



Install Friendly



Made in North America



Super Durable



Energy Saving



Most Realistic

Collections



STACKED STONE



LEDGE STONE



RIDGE STONE



MODERN BRICK



STUCCO

QUALITY STONE

EASY-INSTALL PANELS BY INSTONE

PRODUCT DATA SHEET

A Y V A A V Y V V

PANEL



Stacked Stone Dark Brown Shown

CORNER PANEL LEFT



CORNER PANEL RIGHT



TRIMS



Ledge Trim



Edge Trim



Top Trim



Side Trim



Starter Strip

ACCESSORIES



Paint Kit



Stagger Stencil



Stone Finish Caulking

CORBELS



Interior/Exterior
Primed and
ready for paint
or stain.

9x12", 15x18", 18x24"

PILLAR PANEL



8", 11", 24"

POST COVER




6"

Available in
all colours of
Stacked Stone,
Ridge Stone
& Ledge Stone.


Sold per piece.

Available in
all colours of
Stacked
Stone.

2pcs/set



Pillar Cap



Post Cap



Electrical Trim



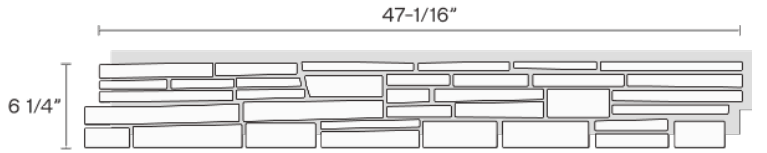
Fixture Trim

QUALITY STONE

EASY-INSTALL PANELS BY INSTONE

PRODUCT DATA SHEET

STACKED STONE

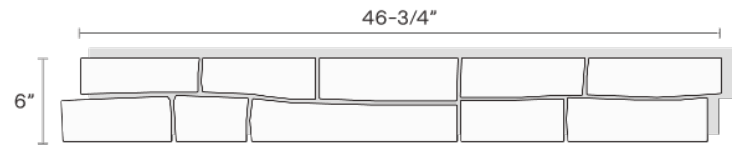


Black Blend Dark Brown Limestone Rustic Tan



Light Brown Grey Blend Grey Brown Midnight Shadow

LEDGE STONE

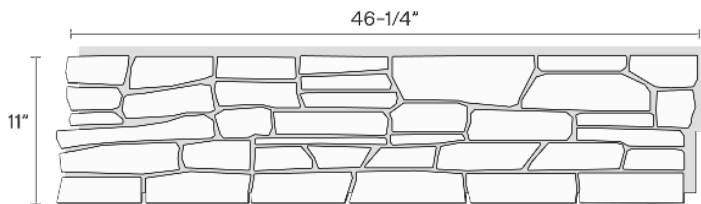


Dark Brown Black Blend Grey Blend



Limestone Light Brown Grey Brown

RIDGE STONE


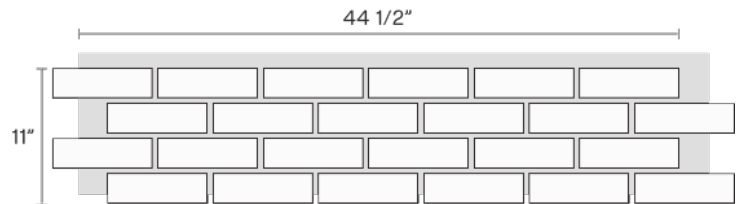


Dark Brown Black Blend Limestone




Grey Brown Light Brown Grey Blend

MODERN BRICK



Terra Cotta Pencil Lead Tuxedo



Shades of Grey Old School Yellow Simply White

*All profiles available in Simply White for interior use

STUCCO



STUCCO COME IN 24X48" AND 48X48" PANELS AND PRIMED & READY FOR PAINT. PRE-PAINTED AVAILABLE FOR LARGE ORDERS BY SPECIAL REQUEST

QUALITY STONE

EASY-INSTALL PANELS BY INSTONE

PRODUCT DATA SHEET

Product Dimensions

PRODUCT	LENGTH	HEIGHT	THICKNESS	COVERAGE	WEIGHT
Stacked Stone Panels	47-1/16"	6-1/4"	~1½"	~2 sq. ft.	2.25 lbs
Stacked Stone Corner Panel	24½" / 2"	6-1/4"	~1½"	~1 sq. ft.	1.3 lbs
Ledge Stone Panels	46-3/4"	6"	~1½"	~2 sq. ft.	2.5 lbs
Ledge Stone Corner Panel	24½" / 2"	6"	~1½"	~1 sq. ft.	1.5 lbs
Ridge Stone Panels	46¼"	11¼"	~1½"	~3.64 sq. ft.	3.0 lbs
Ridge Stone Corner Panel	24½" / 2"	11¼"	~1½"	~2 sq. ft.	2.0 lbs
Modern Brick Panels - 11	44½"	11½"	~1¼"	~3.5 sq. ft.	2.7 lbs
Modern Brick Corner Panel	24½" / 5½"	11½"	~1¼"	~2.0 sq. ft.	1.6 lbs
Modern Brick Panels - 33	44½"	33"	~3/4"	~10 sq. ft.	7.5 lbs
24 x 48" Stucco Panel	48"	24"	~1"	8 sq. ft.	6.0 lbs
6 x 6 x 24" Stucco Corner	6⅞" / 6⅞"	24"	~1⅜"	2 sq. ft.	1.6 lbs
48 x 48" Stucco Panel	48"	48"	~1"	16 sq. ft.	12 lbs
6 x 6 x 48" Stucco Corner	6⅞" / 6⅞"	48"	~1⅜"	3.44 sq. ft.	3.2 lbs
Stucco Trim	48"	11"	~3½"	-	1.8 lbs
Garage Panel	24 (ID)"	36"	~1½"	6sq. ft.	8.6 lbs
6" Post Cover (2pc set)	6"(ID) / 8"(OD)	44"	~1½"	-	7.35 lbs
8" Pillar Panel	8"(ID) / 10½"(OD)	48"	~1½"	-	4.0 lbs
11" Pillar Panel	11"(ID)" / 14½"(OD)	48"	~1½"	-	5.5 lbs
24" Pillar Panel	24"(ID)" / 26½"(OD)	48"	~1½"	-	10.5 lbs
6" Post Cap	10"	2"	-	-	0.7 lbs
8" Pillar Cap	13½"	3"	-	-	1.7 lbs
11" Pillar Cap	17⅝"	4"	-	-	5.0 lbs
24" Pillar Cap	30"	6"	-	-	12.5 lbs
Ledge Trim	47"	3½"	~3"	-	1.7 lbs
Edge Trim	47"	2"	~1½"	-	0.9 lbs
Electrical Trim	6 ¼"	8¼"	~1¾"	-	0.6 lbs
Fixture Trim	8"	9¾"	~1¾"	-	0.6 lbs
Top Trim	24"	2"	~2"	80 lin. ft.	0.6 lbs
5/8" Trim	48"	⅝"	⅝"	-	0.4 lbs
1" Trim	48"	1"	1"	-	0.4 lbs
1½" Trim	48"	1½"	1½"	-	0.4 lbs
Starter Strip	48"	½"	½"	-	0.3 lbs
Stone Finish (caulk)	10.3 oz.	-	-	Approx 100 sqft	1.3 lbs
Touch-up Kit (box)	5½"	2"	5½"	Approx 300 sqft	1.0 lbs

Box Dimensions

PRODUCT	PCS PER BOX	BOX LENGTH	BOX WIDTH	BOX HEIGHT	BOX WEIGHT
Stacked Stone Panel	16	50"	24"	8"	42 lbs.
Stacked Stone Corner Panel	16	50"	24"	8"	26 lbs.
Ledge Stone Panel	12	50"	24"	8"	36 lbs.
Ledge Stone Corner Panel	12	50"	24"	8"	22 lbs.
Ridge Stone Panel	20	49"	24"	13"	68 lbs.
Ridge Stone Corner Panel	16	49"	24"	13"	38 lbs.
Modern Brick Panel - 11	20	49"	24"	13"	60 lbs.
Modern Brick Corner Panel	18	49"	24"	13"	34 lbs.
Modern Brick Panel - 33	22	50"	33"	18"	165 lbs.
24 x 48" Stucco Panel	2	50"	26"	3"	15 lbs.
6 x 6 x 24" Stucco Corner	16	50"	26"	3"	30 lbs.
48 x 48" Stucco Panel	5	50"	50"	3"	65 lbs.
6 x 6 x 48" Stucco Corner	16	49"	13½"	24"	54 lbs.
Stucco Trim	16	49"	13½"	24"	21 lbs.
Garage Panel	4	49"	24"	26"	40 lbs.
6" Post Cover (2pc set)	3 sets (6pc)	49"	24"	12"	52 lbs.
8" Pillar Panel	12	49"	24"	12"	52 lbs.
11" Pillar Panel	12	49"	14 ⁴ / ₅ "	23"	71 lbs.
24" Pillar Panel	10	49"	29½"	19"	110 lbs.
6", 8", 11", 24" Caps	-	-	-	-	-
Ledge Trim	20	50"	8"	24"	42 lbs.
Edge Trim	20	50"	8"	24"	22 lbs.
Top Trim	40	50"	8"	24"	20 lbs.
Starter Strip	100	49"	5 ⁷ / ₁₀ "	6"	32 lbs.
Stone Finish (caulk)	12	12"	6"	8"	13 lbs.
Touch-up Kit (box)	(4) 2oz paints	2"	5½"	5½"	1 lb.

A Y V A A V Y V V

Pallet Dimensions

PRODUCT	BOXES/PALLET	PALLET LENGTH	PALLET WIDTH	PALLET HEIGHT	PALLET WEIGHT
Stacked Stone Panels	24	50"	48"	97"	1050 lbs.
Stacked Stone Corner Panels	24	50"	48"	97"	650 lbs.
Ledge Stone Panels	24	50"	48"	97"	910 lbs.
Ledge Stone Corner Panels	24	50"	48"	97"	570 lbs.
Ridge Stone Panels	12	50"	48"	100"	870 lbs.
Ridge Stone Corner Panels	12	50"	48"	100"	500 lbs.
Modern Brick Panels - 11	12	50"	48"	100"	580 lbs.
Modern Brick Corner Panels	12	50"	48"	100"	540 lbs.
Modern Brick Panels - 33	4	50"	48"	75"	710 lbs.
24 x 48" Stucco Panel	50	50"	48"	100"	780 lbs.
48 x 48" Stucco Panel	14	50"	48"	100"	940 lbs.
Garage Panels	15	50"	48"	100"	720 lbs.
8" Pillar Panels	14	50"	48"	98"	832 lbs.
11" Pillar Panels	12	50"	48"	92"	792 lbs.
24" Pillar Panels	6	50"	48"	85"	750 lbs.

Exterior Quality Stone Properties (standard)

FEATURE	UNIT	VALUE
ASTM E-84 / UL 7233	Flame Spread Average: 765	Smoke Density Average: 350 - 450
ASTM D1929	Self-Ignition Temperature	540 deg. C (1004 deg. F)
	Water Resistance	Showed no visual sign of degradation
ASTM G26	Weatherability	Showed no visual sign of degradation
ASTM C518	Thermal Transmission Properties	R3.6 or greater
	Freeze / Thaw	Showed no visual sign of degradation

*Check local building codes to see if a Class A (or better) material is required.

A Y V A A V Y V V

Interior Quality Stone Properties (special order)

FEATURE	UNIT	VALUE
ASTM E-84/UL 723	Flame Spread Average: 20	Smoke Density Average: 300
ASTM D1622	Molded Core Density	14 pcf
ASTM D1621	Compressive Strength	11 to rise, 310psi
ASTM D790	Flexural Strength	11 to rise, 700psi
ASTM D2240	Shore D Hardness	37

Recommended Finishing Products

The following products are recommended with Quality Stone products. See install instructions for details on how/when to use.

- We recommend a drill and 1.5" DeckScrews
- If adhesive is needed, we recommend Titebond TiteGrab or Gorilla Glue
- Approx. (1) 10.3 oz. tube / 40 sq. ft. (using ¼" bead over ¾ of the length of the board)

Use Stone Finish textured caulking to cover any unwanted screws, gaps, seams, etc.

Care and Maintenance

Because of the high-grade coating formulation used in our ClimateShield, Quality Stone products are easily cleaned with clean water and a soft-bristle brush. A garden hose or pressure-washer held far enough away to not cause damage can be used. Do not use anything rough, any chemicals, or anything acidic to clean. This could damage the ClimateShield coating and even the polyurethane. Always trial a small area to ensure the procedure is working, and to check for color fastness.

If major damage happens, the Stone Finish caulking, Paint Touch-Up Kits can be used.

Warranty

LIMITED WARRANTY TO ORIGINAL PURCHASER ONLY

Subject to the terms, conditions, and limitations stated in our full warranty, InStone provides this limited warranty only to the person or entity that originally purchased (the "Original Purchaser") any Quality Stone products (the "Product") from InStone.

InStone warrants that the Product not peel, flake, rot, blister, crack, or corrode solely as a result of defects in materials or workmanship (the "Warranty") for a period of four (4) years full warranty from the original date of purchase (the "Full Warranty Period"), and an additional sixteen (16) years at the percentages set forth in the table below (the "Additional Percentage Warranty Period").